



Identification of Invasive Alien Species using DNA barcodes

Royal Belgian Institute of Natural Sciences
Rue Vautier 29
1000 Brussels, Belgium
+32 (0)2 627 41 23



Royal Museum for Central Africa
Leuvensesteenweg 13,
3080 Tervuren, Belgium
+32 (0)2 769 58 54



General introduction to this factsheet

The Barcoding Facility for Organisms and Tissues of Policy Concern (BopCo) provides an expertise forum to facilitate the identification of biological samples of policy concern in Belgium and Europe. BopCo is funded by the Belgian Science Policy Office (Belspo).

Non-native species which are being introduced into Europe, whether by accident or deliberately, can be of policy concern since some of them can reproduce and disperse rapidly in a new territory, establish viable populations and even outcompete native species. As a consequence of their presence, natural and managed ecosystems can be disrupted, crops and livestock affected, and vector-borne diseases or parasites might be introduced, impacting human health and socio-economic activities. Non-native species causing such adverse effects are called Invasive Alien Species (IAS). In order to protect native biodiversity and ecosystems, and to mitigate the potential impact on human health and socio-economic activities, the issue of IAS is tackled in Europe by EU Regulation 1143/2014 of the European Parliament and Council. The IAS Regulation provides for a set of measures to be taken across all member states. The list of *Invasive Alien Species of Union Concern* is regularly updated. However, to implement the proposed actions, methods for accurate species identification are required when suspicious biological material is encountered.

Because morphology-based species identifications are not always possible (e.g. cryptic species, trace material, early life-stages), the purpose of the present work is to investigate and evaluate the usefulness of DNA sequence data to identify each of the IAS included in the EU Regulation. The results are presented as factsheets (one per IAS) compiled using publicly available DNA sequence data and information aggregated from various sources. Each factsheet consists of two major parts: (i) a short introduction to the specific IAS, with information on its taxonomy and current occurrence/distribution in Europe, (ii) an investigation with respect to the usefulness of publicly available DNA sequences to identify this IAS using DNA barcoding to the taxonomic level stated in the EU list. For further information about the reasoning behind the applied approach and details on the materials and methods utilised, please see below and Smitz *et al.* [1].

More info about BopCo on <https://bopco.be> or contact us via bopco@naturalsciences.be.

More info on the EU Regulation on http://ec.europa.eu/environment/nature/invasivealien/index_en.htm.

Wasmannia auropunctata

(Roger, 1863)

Common names:

English: cocoa tree-ant, electric ant, little introduced fire ant,
little red fire ant, small fire ant and West Indian stinging ant

French: fourmi électrique, fourmi rouge, petit fourmi de feu

German: Rote Feuerameise

Dutch: dwergvuurmier



Last update: June 2023

General information on *Wasmannia auropunctata*


Classification

Kingdom	Phylum	Class	Order	Family	Genus
Animalia	Arthropoda	Insecta	Hymenoptera	Formicidae	<i>Wasmannia</i>

Species in the same genus: N = 11 ²

Infra-species level: N = 0

Note: To our knowledge, no subspecies are currently recognized.



Native range: ³

Central America and South America

Invasive range: ^{4,5}

Europe (geographical):

France, Germany, Spain and United Kingdom.

For more detailed locality information and the most recent distribution updates, please visit:

<https://easin.jrc.ec.europa.eu/spexplorer/species/factsheet/R20062>

<https://www.gbif.org/species/1315391>

Outside Europe (geographical):

Australia, Bahamas, Bermuda, Cameroon, Canada, China, Gabon, Galapagos Islands, Israel, Oceania and USA.

Morphology, biology, invasion, negative effects and remedies

For more information on *Wasmannia auropunctata* please see the references and online information listed at the end of this document.




Species identification based on DNA barcodes

Introduction

DNA barcoding is a species identification method that uses a short genetic sequence (DNA barcode) to compare an unknown sample to a database of reference sequences with known species affiliations. The underlying rationale is that the divergence of nucleotide sequences among different species is larger than the nucleotide divergence between sequences within a species. DNA barcoding can facilitate the identification of IAS samples, especially when morphological characteristics are absent or useless. However, to assure correct species identifications, reference libraries need to include a sufficiently large number of sequences of (i) the IAS under investigation to assess the intraspecific genetic divergence, (ii) the closely related species to evaluate the interspecific genetic divergence, and (iii) the different geographical areas covering the distribution range (native and invasive) of the IAS to detect potential population structure or local hybrids.

In this context, BopCo evaluated the inclusion of the IAS and their close relatives in both publicly available reference libraries BOLD (www.boldsystems.org/) and GenBank (www.ncbi.nlm.nih.gov/nuccore/) to estimate the reliability with which a species identification can be obtained using DNA barcoding.

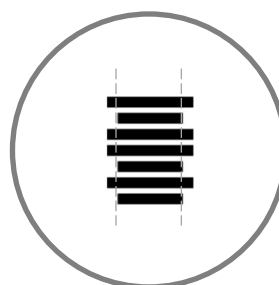
Material and Methods [1]



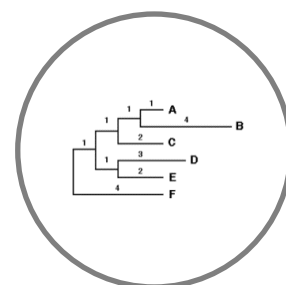
Download all sequence data available for the genus



Filtering the data and selecting 'promising' markers



Aligning and trimming of the sequences



Building Neighbour-Joining tree with Bootstrap support

Conclusion

Based on the present evaluation of the available sequence data, COI is the only reliable DNA marker for the identification of *Wasmannia auropunctata*. To improve the evaluation of COI for species identification, COI sequences of more *Wasmannia* species should be included.

Discussion

DNA markers of the genus *Wasmannia* for which *Wasmannia auropunctata* sequences were available, were downloaded from GenBank and BOLD. One DNA marker was evaluated (Table 1).

In the NJ-tree for COI, *W. auropunctata* sequences cluster together with strong support. Two sequences from French Guiana are not included in the main cluster, this could potentially be an erroneous identification. In the cluster both native and invasive areas are represented. Therefore, COI might be useful in differentiating *W. auropunctata* from the other *Wasmannia* species, however only two other *Wasmannia* species are represented in GenBank and BOLD (Table 2). Hence, we cannot fully assess the ability of this marker to identify *W. auropunctata*.

For **Cytb**, **Elongation Factor**, **LW Rh** and **Wnt-1** only sequences for *W. auropunctata* are available in the online database within the genus *Wasmannia*. Therefore it is currently impossible to assess the ability of these markers to identify *W. auropunctata*.



Table 1: Overview of the encountered issues concerning the DNA-based identification of the IAS ¹: (1) Insufficient publicly available DNA sequences of the IAS to capture the intra-species divergence; (2) Poor geographical coverage of the IAS sequences (native or invasive range missing); (3) The IAS sequences do not form supported clusters; (4) Potential misidentification of a specimen which influences the clustering of the IAS sequences; and (5) Not all species of the genus are represented in the final NJ-tree. An 'X' indicates that the issue was encountered.

Markers analysed	1	2	3	4	5
COI					X

Table 2: Publicly available sequences downloaded (February 2023) from BOLD and GenBank (including sequences extracted from mitochondrial genomes) which were withheld as reliable and informative in the final alignment that was used for building the NJ-trees. The species names follow ², An 'X' indicates that at least one sequence was used in the final alignment.

Species in genus	COI
<i>Wasmannia affinis</i>	
<i>Wasmannia auropunctata</i>	X
<i>Wasmannia iheringi</i>	
<i>Wasmannia longiseta</i>	
<i>Wasmannia lutzi</i>	
<i>Wasmannia rochai</i>	X
<i>Wasmannia scrobifera</i>	X
<i>Wasmannia sigmoidea</i>	
<i>Wasmannia sulcaticeps</i>	
<i>Wasmannia villosa</i>	
<i>Wasmannia williamsoni</i>	
TOTAL species	3/11

For a more elaborate discussion of the available databases, the sequence selection process, the outcome of the NJ-tree analyses, the usefulness of the investigated DNA sequences for species identification, as well as information on how to send samples for analyses please contact BopCo directly.



References and online information

Online information

https://entnemdept.ufl.edu/creatures/urban/ants/little_fire_ant.htm
<http://www.iucngisd.org/gisd/species.php?sc=58>
<https://www.cabidigitallibrary.org/doi/10.1079/cabicompendium.56704>

Picture credits

Page 1: *Wasmannia auropunctata*_casent0106114_Michael Branstetter [CC BY SA 3.0]
Page 2 (right): *Wasmannia auropunctata*_casent0106114_By Michael Branstetter_ [CC BY SA 3.0]
Page 2 (left): *Wasmannia auropunctata*_casent0173249_By April Nobile [CC BY SA 3.0]

References

1. Smitz, N., Gombeer, S., Meganck, K., Vanderheyden, A., Van Bourgonie, Y.R., Backeljau, T. and De Meyer, M. Identifying IAS based on DNA barcoding using currently available sequence data: details on applied material and methods. *BopCo* (2019). [Online]. Available: <https://bopco.be/output/iasfactsheets>.
2. Bolton, B. *Wasmania*. *AntCat: An online Catalog of the Ants of the world* <https://antcat.org/catalog/429637>.
3. Wetterer, J. K. & Porter, S. D. The Little Fire Ant, *Wasmannia auropunctata*: Distribution, Impact and Control. *Sociobiology* **41**, 1–41 (2003).
4. Gunawardana, D. & Wetterer, J. K. *Wasmannia auropunctata* (little fire ant). *CABI Compendium* <https://www.cabidigitallibrary.org/doi/10.1079/cabicompendium.56704> (2015).
5. Chen, S. qi, Zhao, Y., Lu, Y. yue, Ran, H. & Xu, Y. juan. First record of the little fire ant, *Wasmannia auropunctata* (Hymenoptera: Formicidae), in Chinese mainland. *J. Integr. Agric.* **21**, 1825–1829 (2022).

To cite this factsheet, please use

Barcoding Facility for Organisms and Tissues of Policy Concern, 2023. Factsheet on *Wasmannia auropunctata*; June 2023. In: Identification of Invasive Alien Species using DNA barcodes. BopCo, Belgium. Available from: <https://bopco.be/output/iasfactsheets>, accessed on DD-MM-YYYY.

DISCLAIMER: The information represented in this factsheet has been compiled from many different sources. Every reasonable effort has been made to ensure that the material presented is accurate and reflects the current (see date last update) scientific knowledge. However, recent changes in e.g. taxonomy and distribution, or the publication of additional reference sequences may not be implemented. The views which are expressed in the “Conclusion” are those of the author(s) and have not been peer-reviewed. BopCo does not guarantee the accuracy of the data included in this factsheet. The content of the factsheet is for information only and is not intended as legal advice. BopCo may not be held responsible for the use which may be made of the information contained therein. If you should notice any issues considering the content of this factsheet, or if you would like to contribute any additional information to it, please contact us through bopco@naturalsciences.be.

